


Distinguished Safety

Large Full-Flat working surface for optimal and safe handling of things placed in the chamber



Flexibility

Standard microscope provides more flexibility and ergonomic use to the SmartStation

Eyepoint Adjuster and Long Tilting Trinocular provides unrivalled ergonomics

The height of working surface is adjustable from 840 ~ 1090 mm



SPECIFICATIONS

Model	SS-250
External Dimensions	840 x 620 x 1190-1440 mm (W x D x H)
Front Door Aperture	710 x 190 mm (W x H)
Side Door Aperture	310 x 225 mm (W x H)
Stage Height	840~1090 mm
Weight	Approx. 80kg (Scope excluded)
Temp. Control Point	Working Stages: Right, Left, Center and Space
Warm-up Time	30min. or more
Wattage	500W (120W at 37°C stable operation)
Operating Environment Temp.	20~30°C
Operating Humidity Limit	20~80%RH (non condensing)
Power Source	AC110V, 115V, 220-240V 50/60Hz
Working Stage: Right Left and Center	
Temperature Control Range	Room temperature +5°C-40°C
Temperature Fluctuation Range	±0.3°C (Ambient Temp.: 28°C, Set Temp.: 37°C)
Temperature Distribution	±0.5°C (Ambient Temp.: 28°C, Set Temp.: 37°C)
Working Space	
Working Space Dimensions	826 x 420 mm (W x D)
Temperature Control Range	Room temperature +5°C- 40°C
Temperature Fluctuation Range	±0.5°C (Ambient Temp.: 28°C, Set Temp.: 37°C)
Temperature Distribution	±1.0°C (Ambient Temp.: 28°C, Set Temp.: 37°C)
CO ₂ Control Range	0.0 – 10.0%
CO ₂ Concentration Fluctuation Range	±0.2%
CO ₂ Consumption	Approx. 170L/day (Approx. 7days with 2.5kg cylinder)
Air Control	
Air Filter	0.3um, Efficiency 99.97% or more
Air Velocity	0 – 0.5 m/sec. variable
Ventilation Air Volume	Approx. 200 times/h @ 0.5m/sec wind speed

Mobility

Ergonomic handle bars on each side for comfortable mobility
Optional bracket for CO₂ gas tank is available

SmartStation for Smart Lab

Gives the Best to both laboratory and embryologists

ADVANCED TECHNOLOGY AT THE CORE

A WorkStation with Incubator-like Stable Environment helps to minimize the Stress on precious cells right from Retrieval room

Grade A Air with integrated HEPA and optional VOC Filters

Cell Manipulation or Observation in CO₂-controlled Optimal Environment

Integrated Flush-fitted, Heated Glass with Full-Flat working surface



Front-Panel folds down for Easy and Safe Handling of Loaded ET Catheter



Comfortable, Full-Flat working area with embedded glass warmer and microscope illumination control can be fitted with most of the stereo microscopes available in the market




Large Side-doors on both sides for comfortable In-Out of Materials




Ergonomic Usability

A motorized stand helps you choose the most comfortable height to work with



Utility SmartShelf on each side for those space-requirement without compromising with Table-top Working-Space

Control of Light and Vision Fields is all handy inside the working-chamber
Maintaining Hygiene at the highest level



Designed to work with you