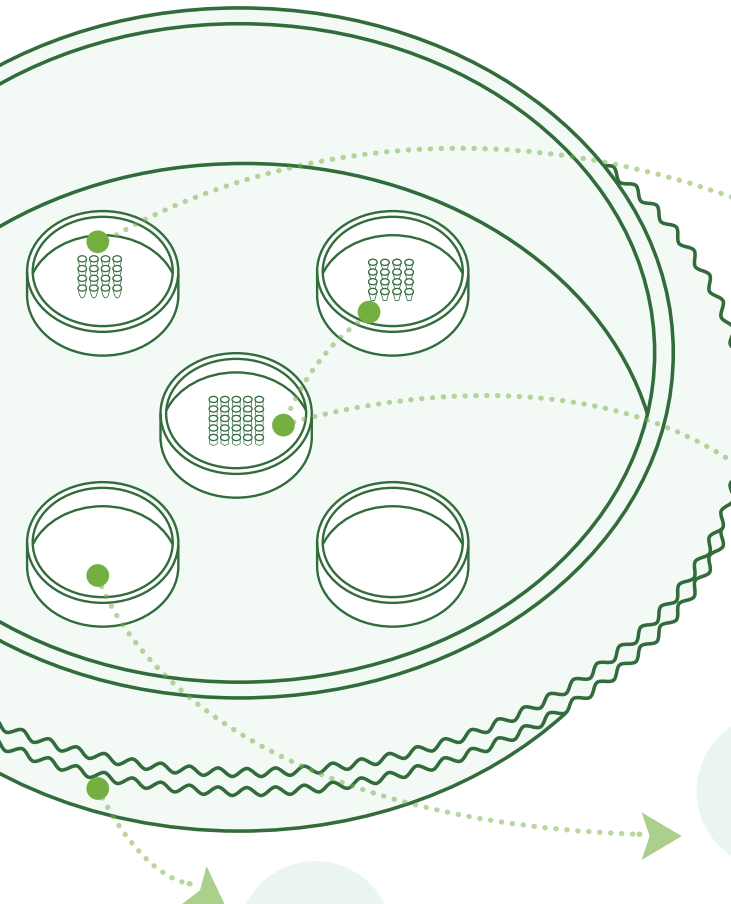


A PRECISION TOOL FOR EMBRYO CULTURE



VitaVitro's WOW is designed in accordance with the original Well-of-the-Well specifications introduced by world-renowned embryologist Professor Gábor Vajta in 1999.

PRECISION CULTURE FOCUS

At the heart of the WOW culture dish concept is a set of conical microwells that provide an ideal microenvironment for embryo development by replicating conditions in the oviduct.

TIME-LAPSE SUPPORT

A set of flat-bottomed and conical-bottomed microwells with time-lapse support allows for real-time monitoring and selection of optimal-quality embryos.

IVF WORKFLOW INTEGRATION

Two additional wells can be used for embryo holding/wash prior to transfer or cryopreservation.

SAFE HANDLING

A jagged-edge design ensures a firm grip, reducing the risk of drops and spillages.

WITH WOW, NOTHING IS LEFT TO CHANCE



Achieving successful IVF treatment in a single round is always desirable, and sometimes a necessity.

Patient age and health, oocyte quantity and quality, and the cost and timing of the procedure can all impact the likelihood of success of a round of IVF treatment, as well as the feasibility of conducting further attempts.

The quality of embryos at the point of implantation is the single biggest contributor in successful IVF pregnancies.

The Well-of-the-Well system maximizes the opportunity to produce high-quality embryos in vitro.

It also minimizes the risk of human error, catering to the needs of clinical staff transferring embryos and culture dishes around the laboratory.

VitaVitro's WoW takes no chances when it comes to the requirements of individual patients, embryos, and clinical staff members in the IVF process.

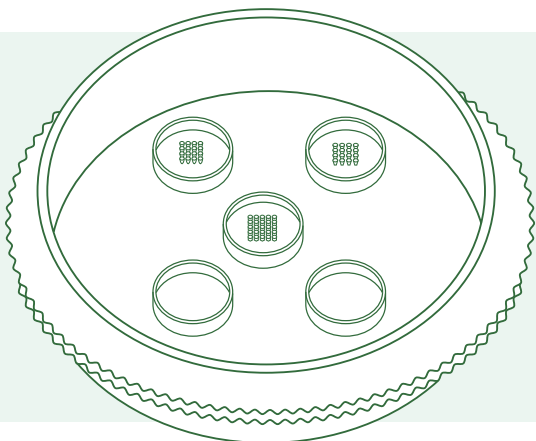
CATER FOR EVERY EMBRYO WITH FLEXIBLE WORKFLOWS

No two patients or embryos are alike.

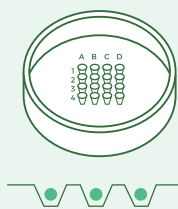
WOW is designed with flexibility of application in mind, with 16 microwells optimized for embryo development, 16+25 microwells optimized for time-lapse compatibility, and two additional wells for equilibration and wash.

This gives clinics the choice between two (or both) types of microwells within a workflow, maximizing the chances of IVF success.

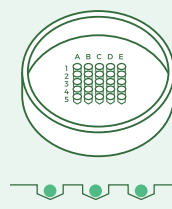
- Precision culture - Culture embryos for the full six-day period in the conical wells to benefit from a range of advantages that come with replicating the in vivo microenvironment.
- Combination - Culture embryos in the flat wells for 24 hours; monitor and select healthy embryos for continued culture in the conical wells and later transplantation to reduce embryo waste.
- Time-lapse - Culture embryos for the full six days in the flat microwells if end-to-end monitoring and recording is needed.



5-WELL ARRAY



TIME-LAPSE MICROWELLS



CULTURE-OPTIMIZED MICROWELLS

	VITAVITRO WOW	CONVENTIONAL MICROWELL DISH	CONVENTIONAL CULTURE DISH
Time-lapse microwells	✓	✓	✗
Microwells for optimized embryo culture	✓	✗	✗
Additional wells for simplified pre- and post-culture workflow	✓	✗	✗

WOW'S OPTIMIZED APPROACH TO IN VITRO CULTURE

Uninterrupted culture in WOW's conical wells using the correct medium and procedure brings a range of benefits including autocrine and paracrine factors, reduced apoptosis and O₂ consumption, and more.

This is shown to ensure:

- Improved chances of gamete development to blastocyst stage by day six of culture
- Successful pregnancies using oocytes with missing or damaged zona pellucida.
- Successful births after IVF treatment even for patients with a history of failed IVF attempts.

REFERENCES

For further information, see the following sources:

New method of culture of Zona-included or zona-free embryos: the well of the well (WOW)

Vajta G, Peura TT, Holm P, Páldi A, Greve T, Trounson AO, Callesen H. Molecular Reproduction and Development. 2000;55:256-264

The Well-of-the-Well system: an efficient approach to improve embryo development

Vajta G, Korösi T, Du Y, Nakata K, Ieda S, Kuwayama M, Nagy ZP. Reprod Biomed Online. 2008;17(1):73-81.

Back to the future: optimised microwell culture of individual human preimplantation stage embryos

Vajta G, Parmegiani L, Machaty Z, Chen WB, Yakovenko S. J Assist Reprod Genet. 2021;38(10):2563-2574



Shenzhen VitaVibro Biotech Co., Ltd.
R601, Building B, Hai Ke Xing Tech Park
Pingshan, Shenzhen, Guangdong 518118
P.R. China

Phone: +86 (755) 84511813
Email: tech@vitavibro.com

www.vitavibro.com

