
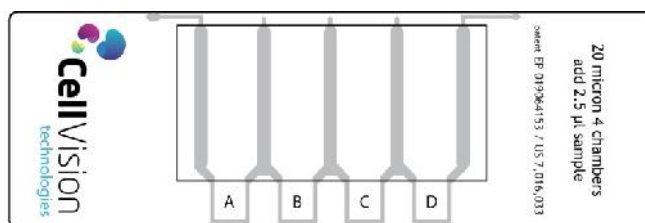

	Semen Analysis Slide(s) CV 1020-4cv - vertical chamber design CV 1020-4ch - horizontal chamber design Chamber height: 20 micron	
---	---	---

General Information:

The CellVision, Semen Analysis Slide, 20 micron 4-chambers is available in two different formats/designs, both are specially designed for the automatic assessment of sperm parameters with CASA-systems. These Semen Analysis Slides can also be used for manual assessment of sperm parameters in case a calibrated eye-piece reticle is mounted in the microscope ocular. Four identical analysis chambers are available for 4 different semen samples or for 2 samples in duplicate. The choice to use either one of these types depend on the preference of the technician to scan the sample horizontally (use the 2-cv) or vertically (use the 2-ch) or the setting of the CASA system used.



CV 1020 - 4cv



CV 1020 - 4ch

Protocol:

1. Add 2,5 µl of fully liquefied and homogenized semen to entrance area A, B, C or D
2. The chamber will fill itself almost completely by capillary action
3. After the chamber has filled, wipe away any surplus if present from the entrance area
4. Perform assessment according to the CASA-system protocol
5. For manual assessment:
 - A. determine the actual sperm count according to the eye piece reticle magnification factor
 - B. determine sperm motility according to the WHO-manual¹

Motility Result:

Determine the motility percentages according to the WHO-manual.

- Class PR : Sperm moving linear or in large circles regardless of speed
- Class NP : All other sperm movements with absence of progression
- Class IM : No movement at all

¹ World Health Organisation, Laboratorium Manual for the Examination and Processing of Human Sperm, 2010, ISBN 978 92 4 154778 9